

Enrolment—Bagpipe Stage I

In order to enrol for this years course, please fill in the enrolment form and post it back to us at PO Box 368, Dunedin.

Student Name _____

Address: _____

Home Phone: _____

Email: _____

If you are under 18, please fill in this section:

Age: _____

School: _____

School Year: _____

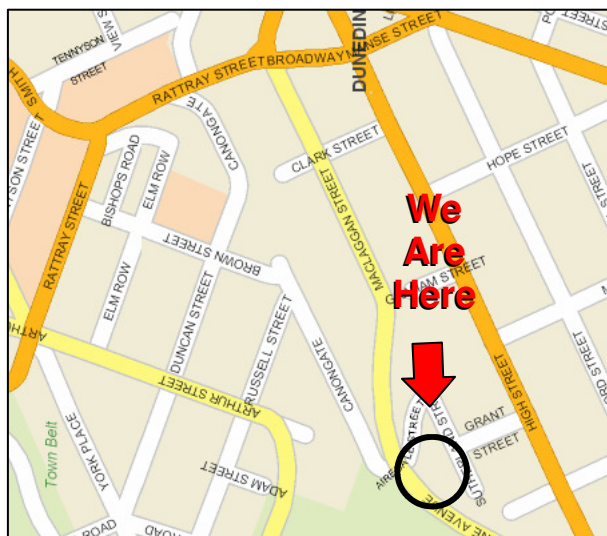
Parent/Guardian(s) Name:

Alternatively you can enrol online at:
<http://www.ospd.org.nz>

To confirm my enrolment:

I have included
Term Fees \$70: \$ _____
Pad & Sticks \$20: \$ _____
Equipment Bond \$30: \$ _____
TOTAL Included \$ _____

I will bring the Fees to the first lesson.



Otago School of Piping & Drumming
PO Box 368
Dunedin

Director Contact Details
Victoria Murgatroyd-McNoe
Phone (Evenings): 489 1650
Phone (Day): 471 8232
Fax: 471 8234
E-mail: victoria@ospd.org.nz
www.ospd.org.nz



Otago School of Piping Bagpipe Stage I



The **Otago School of Piping** would like to present the Bagpipe Stage I class.

This is a course of bagpipe tuition that concentrates on introducing students to the fundamental basics of bagpipe techniques using the practice chanter.

At the completion of the course you will be ready to graduate to the bagpipe.


Curriculum

The course will cover these topics:

- Reading Music & Music Theory
- Basic Embellishments
- Basic Timing & Tempo
- Playing basic Bagpipe tunes
- Playing on the Beat
- Practice Chanter Maintenance & Care

Am I ready for this course?

To qualify for entry into this course you will have no or very little experience with the bagpipe or practice chanter. If you have more than 1 year of experience on the practice chanter you may wish to enquire about our advanced courses. If you are unsure what course will suit you, please contact us.



What happens after this course?

It is up to you to decide what you would like to do after this course. We recommend that you consult with your tutor as to the best path for you. We expect that most will go on to the Stage 2 Class that covers the introduction to playing in the bagpipes.



**Otago School of Piping
Bagpipe Stage 1**

Course Details

Start Date: _____

Time: _____

Regularity: 1 hour class, Weekly

Venue: City of Dunedin Pipe Band Rooms
39 Serpentine Avenue
Dunedin

Tutor: _____

**Parents! You are welcome to attend
the classes if you wish.**

Course Fees & Equipment

The course fees cover the cost of the tutors and the course materials for the duration of the course.

Course Fees: \$70.00 per term

**Practice Chanter \$20.00 per term
(plus \$30 bond refundable on return)**

Note: practice chanters can be purchased from Pipes and Pumps, Ph 489 1973. Contact Anna at Pipes and Pumps for the latest price list.

**You are expected to bring
this equipment with
you to each lesson.**

When can I play bagpipes?

Once you have completed Stage 1 of our bagpipe course you can begin playing the bagpipes. Each student is different, but this typically takes 6-12 months.

Stage 1, Chanter 6-12 Months


This is completed on the practice chanter only. At the end of Stage 1 you will be required to purchase your own practice chanter.

Stage 2, Chanter & Bagpipes 6-12 Months

This is completed on the practice chanter and the bagpipes. You may hire or purchase a set of bagpipes to study Stage 2.

At the end of Stage 2 you will be required to purchase your own set of bagpipes if you have not by this stage.

Once Stage 1 and 2 have been completed, you will be asked to join a Band and to compete in Solo Competitions.



Expectations

We expect that by the completion of this course you will be able to confidently play a basic bagpipe tune on the practice

chanter and understand the role of theory, timing and tempo in pipe music.

In order to achieve this high standard you are expected to attend every lesson (please advise in advance if you are unable to attend) and to complete the homework assigned to you. Homework will be assigned every week, and you will be expected to have completed this by the following week.

Photo above courtesy of Andrew MacKay